

# ASEPSIS



---

---

---

---

---

---

---

---

## Medical Asepsis

The only good germ....



---

---

---

---


---

---

---

---

...is a dead germ!



---

---

---

---

---

---

---


---

### Microorganisms thrive in...

- warm



- moist



- dark environments



---

---

---

---

---

---

---

---

### What is medical asepsis?

- a/sepsis



- without decay

---

---

---

---

---

---

---

---

### Techniques to eliminate pathogenic organisms...

- Handwashing:

– most important procedure to prevent spread of infection



- Surface disinfecting:

– 10% bleach solution, prepared daily



---

---

---

---

---

---

---

---

## Handwashing...

- 1 minute procedure to meet medical aseptic criteria
- CDC recommends minimum of 10 seconds vigorous rubbing of all lathered surfaces



---

---

---

---

---

---

---

---

## Handwashing...



- before starting & after finishing work
- before & after each patient contact
- before & after using restroom
- before & after eating or handling food
- after handling any contaminant
- before putting on & after removing gloves
- before & after handling specimens
- any time you feel it is needed

---

---

---

---

---


---

---

---

## Surface disinfecting...

- Exam room / exam table
- Diagnostic equipment (read manufacturer's recommendation for cleaning)
- Whenever surface contaminated with blood or body fluids
- At the end of the day



---

---

---

---

---

---

---

---

## The Clinical Environment

- Medical waste
- Exam room & supplies
- Room temperature
- Accommodating individuals with disabilities



---

---

---

---

---

---

---

---

## Medical waste...

- Soiled or bloodied bandages
- Culture dishes or other lab glassware
- discarded surgical or exam gloves
- discarded surgical or exam instruments
- needles used to give shots or draw blood
- cultures & swabs used to inoculate cultures
- removed body tissue
- lancets



---

---

---

---

---

---

---

---

## Medical waste...

- Remove exam table paper carefully, roll tightly
- If uncontaminated with body fluids place in regular trash
- If contaminated with body fluids place in biohazard trash

---

---

---

---

---

---

---

---

## Exam room...

- **Privacy:**
  - always knock before entering
  - do not leave chart in room
- **Supplies:**
  - separate sterile supplies from unsterile
  - keep needles & syringes locked



---

---

---

---

---

---

---

---

## Temperature...

- **Anxiety, apprehension & fear can cause chilling**
- **Elderly more sensitive:**
  - decreased insulating fat
  - reduced circulation



---

---

---

---

---

---

---

---

## Accommodating disabilities...

- **Americans with Disability Act of 1990**
  - prohibits discrimination
  - includes individuals with HIV & AIDS
  - need waiting room space where wheelchair patients will not “feel in the way”
  - need front desk access where wheelchair patients do not need to shout or look up at someone “looming over them”

---

---

---

---

---

---

---

---

**Sink a germ...**



---

---

---

---

---

---

---

---